

Artenkenntnisse

Baumarten

Nadelbäume


Rottanne, Fichte




Weisstanne / Tanne



Lärche



Waldföhre




Bergföhre



Douglasie



Arve



AC78
SG


Eibe



Weymouthskiefer



Kurztriebe mit je 5 Nadeln



Artenkenntnisse



Baumarten

Laubbäume


Weide (Salweide)



Zitterpappel / Aspe



Nussbaum



Birke



AA06

AD06
SG



AG06
SG



AE06
SG

Schwarz-Erle



Rot-Buche



AA35



AD35
SG



AG35
SG



AE35
SG

Hain-Buche / Hagebuche



AA25



AD25
SG



AG25
SG



AE25
SG

Stiel - Eiche



AD04
SG




AG04
SG



AE04
SG

Berg - Ulme



Kirschbaum



Feld-Ahorn




Spitz-Ahorn



Berg-Ahorn




Winter-Linde



Esche



Eber-Esche (Vogelbeere) „Gürmsch“



Rosskastanie




Artenkenntnisse

Baumarten

Straucharten

Holunder schwarz



Holunder rot



Berberitze



Gemeiner Schneeball



Wolliger Schneeball




Gelber Hartriegel / Tierlibaum (Kornellkirsche)



AD24
SG



AE24
SG



AG24
SG

Blutroter Hartriegel



AA22



AE22
SG



AD22
SG





AG22
SG

Haselnuss



Weissdorn



Schwarzdorn



Hundsrose



Stechpalme



Liguster



Pfaffenhütchen



Gemeiner Wacholder



AC82
SG

Mistel



Brombeere



Himbeere




Heidelbeere



Heckenkirsche / Geissblatt



Traubenkirsche



Seidelbast



ENDE